



ESTADO DE MATO GROSSO DO SUL
PREFEITURA MUNICIPAL DE PARANHOS
CENTRO DE EDUCAÇÃO INFANTIL MONTEIRO LOBATO



ESTUDANDO EM CASA

5 MACAQUINHOS

MATERNAL II



PROFESSORA:

ADI:

ALUNO(A):

DATA DE DEVOLUÇÃO:

PARANHOS – MS

2020

Mamãe, papai ou responsável,

Estamos vivendo um momento bastante diferente! A pandemia mudou a nossa rotina e gerou novos desafios... Trabalhar, cuidar da casa e auxiliar as crianças a fazerem as atividades do CEI... Quanta coisa, não é mesmo?

Compreendemos a situação, mas ressaltamos que essa foi a forma que encontramos para **não perder o vínculo com as crianças** neste tempo de distanciamento social. Nosso desejo é que elas continuem aprendendo e se desenvolvendo em toda a sua potencialidade.

Acreditamos que você pode nos ajudar nessa missão. Por isso, elaboramos esta apostila com muito carinho para que você realize em casa, com a sua criança, durante o mês de julho.

Para que as atividades sejam desenvolvidas de forma prazerosa, sugerimos o seguinte:

- 1) **Crie uma rotina de estudos em casa** com sua criança.
- 2) **Escolha um espaço agradável** e acolhedor de sua casa para realizar as atividades.
- 3) **Estimule a criança** a realizar uma atividade por dia.
- 4) **Leia os anúncios** para a criança em **voz alta** e **apresente os vídeos sugeridos**.
- 5) **Converse com a criança** sobre o assunto de cada atividade.

Motive e elogie o seu filho, incentivando-o a fazer as atividades com dedicação e capricho. Mas lembre-se: **não faça a atividade por ele!**

“Atrás de cada criança que acredita em si mesma, está uma família que acreditou primeiro.”

Mathew Jacobson




NOME:

DATA: ___/___/___

CANTE A MÚSICA DOS 5 MACAQUINHOS COM SUA FAMÍLIA.


PARA OUVIR A MÚSICA, ACESSE: <http://gg.gg/5macaquinhos>

5 MACAQUINHOS




5 MACAQUINHOS PULANDO NA CAMA

1 CAIU COM A CABEÇA NO CHÃO
MAMÃE LIGOU PRO MÉDICO E ELE DISSE:
- NADA DE MACACOS PULANDO NO COLCHÃO!




4 MACAQUINHOS PULANDO NA CAMA

1 CAIU COM A CABEÇA NO CHÃO
MAMÃE LIGOU PRO MÉDICO E ELE DISSE:
- NADA DE MACACOS PULANDO NO COLCHÃO!




3 MACAQUINHOS PULANDO NA CAMA

1 CAIU COM A CABEÇA NO CHÃO
MAMÃE LIGOU PRO MÉDICO E ELE DISSE:
- NADA DE MACACOS PULANDO NO COLCHÃO!



2 MACAQUINHOS PULANDO NA CAMA

1 CAIU COM A CABEÇA NO CHÃO
MAMÃE LIGOU PRO MÉDICO E ELE DISSE:
- NADA DE MACACOS PULANDO NO COLCHÃO!



1 MACAQUINHO PULANDO NA CAMA




ELE CAIU COM A CABEÇA NO CHÃO
MAMÃE LIGOU PRO MÉDICO E ELE DISSE:
- NADA DE MACACOS PULANDO NO COLCHÃO!





NOME:

DATA: ____/____/____



A MÚSICA É SOBRE QUAL ANIMAL? CIRCULE-O.



ONDE ESSE ANIMAL ESTAVA PULANDO?




PINTE O CONJUNTO QUE TEM A QUANTIDADE DE MACAQUINHOS QUE ESTAVAM PULANDO NA CAMA.



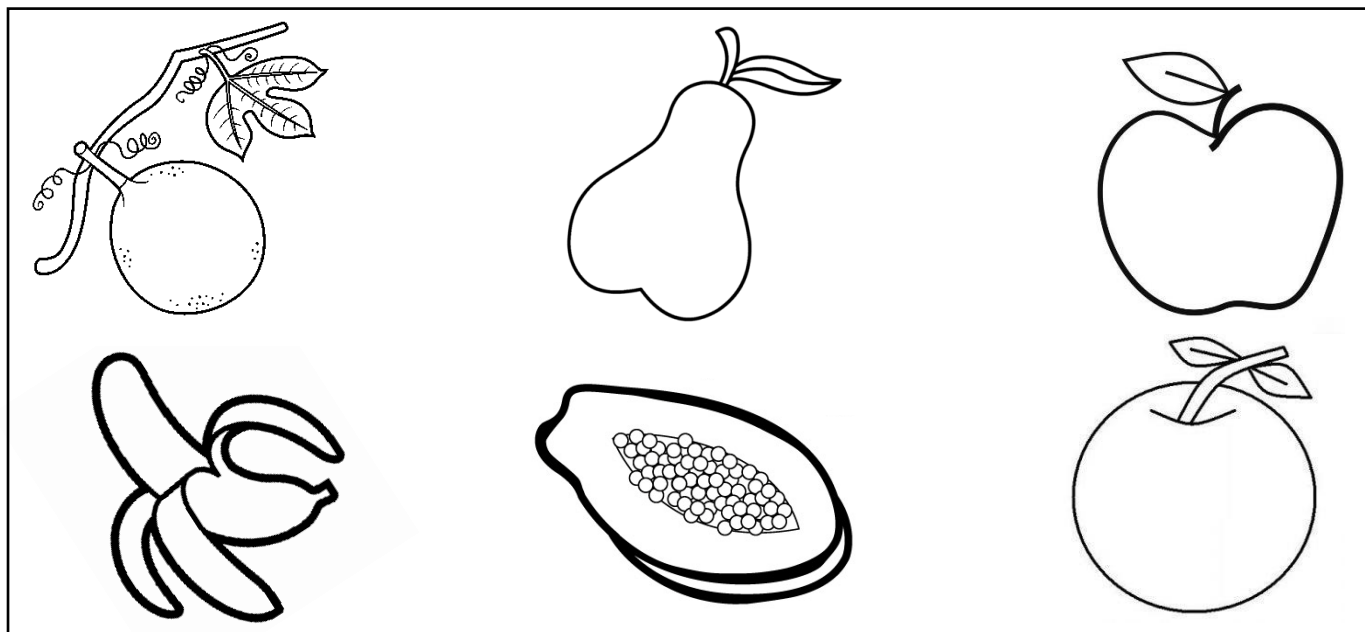
NOME:

DATA: ___/___/___

COMPLETE O DESENHO E PINTE BEM LINDO!




PINTE AS FRUTAS QUE COMEÇAM COM A MESMA SÍLABA QUE MACACO:



NOME:

DATA: ____/____/____

COMPLETE A PALAVRA COM AS LETRAS "A" E "O". PRESTE ATENÇÃO NO SOM!





M		C		C	
----------	--	----------	--	----------	--

QUANTAS LETRAS VOCÊ ESCREVEU?

ESSA PALAVRA TEM QUANTAS LETRAS NO TOTAL?

QUANTAS VEZES A LETRA A APARECEU NESSA PALAVRA?


PINTE OS DESENHOS QUE COMEÇAM COM A LETRA A.



NOME:

DATA: ___/___/___



PINTE AS FIGURAS QUE COMEÇAM COM A LETRA O.



PINTE A LETRA A DE VERMELHO E A LETRA O DE VERDE.

A	O	J	A	U	O	E
I	A	O	P	O	U	A
O	O	A	A	B	I	D
S	F	O	H	A	L	O



ESCREVA AS LETRAS DENTRO DOS RETÂNGULOS.

A						
O						

NOME:

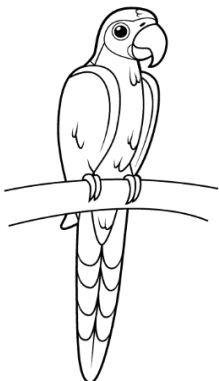
DATA: ___/___/___

LIGUE OS DESENHOS À LETRA INICIAL:




A

O



8



RECORTE E COLE OU DESENHE O QUE COMEÇA COM AS LETRAS ABAIXO.

A

O







NOME:

DATA: ___/___/___

ESCREVA A LETRA INICIAL.

A


O




NOME: _____

DATA: ____/____/____

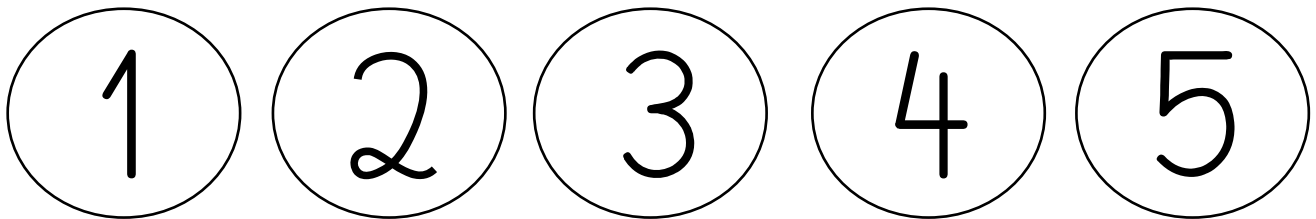
TEM UM MACACO PENDURADO NO GALHO. CUBRA O NÚMERO 1.




ESCREVA O NÚMERO 1 DENTRO DOS RETÂNGULOS.



PINTE O CÍRCULO QUE TEM O NÚMERO 1.








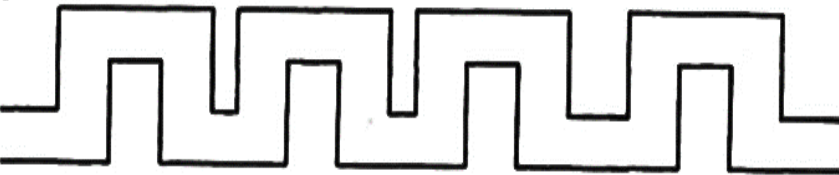





PINTE 1 MACAQUINHO.



NOME:

DATA: ___/___/___




AJUDE O MACACO A CHEGAR NA ÁRVORE PASSANDO O LÁPIS PELO CAMINHO.






NOME:

DATA: ___/___/___



CIRCULE O MACACO MAIOR:



PINTE O MACAQUINHO QUE ESTÁ NO MEIO.




FAÇA UM X NO MACACO QUE ESTÁ PERTO DA BANANA.






NOME:

DATA: ___/___/___





O MACACO COMEU DUAS BANANAS. CUBRA O NÚMERO 2.



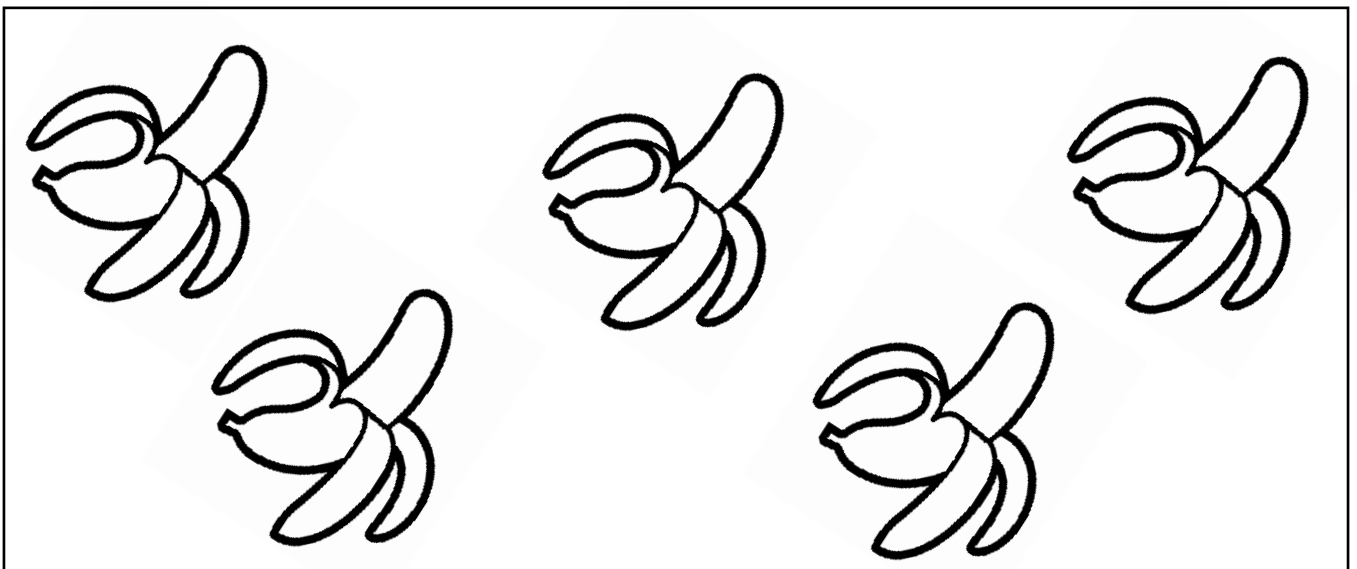
ESCREVA O NÚMERO 1 DENTRO DOS RETÂNGULOS.



PINTE O CÍRCULO QUE TEM O NÚMERO 2.





PINTE 2 BANANAS.




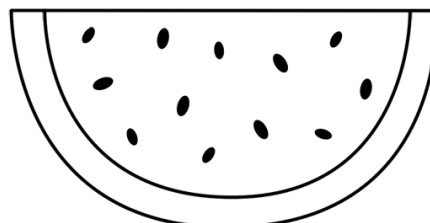




NOME:

DATA: ____/____/____

OBSERVE A CENA E ESCREVA AS QUANTIDADES:





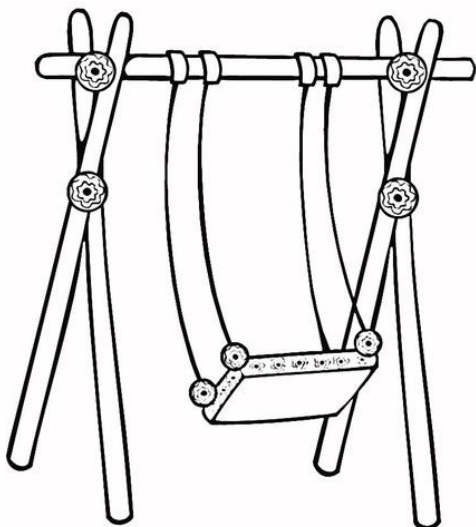





PINTE A FRUTA PREFERIDA DO MACACO:



NOME:

DATA: ___/___/___

PINTE AS FIGURAS QUE COMEÇAM COM A MESMA SÍLABA QUE BANANA.




QUANTAS FIGURAS VOCÊ PINTOU?

NOME:

DATA: ____/____/____

VEJA A CENA E DEPOIS RESPONDA.



QUANTOS MACAQUINHOS ESTÃO EM CIMA DA CAMA?

QUANTOS MACAQUINHOS ESTÃO NO ALTO?

QUANTOS MACAQUINHOS CAÍRAM DA CAMA?

QUANTOS MACAQUINHOS TÊM NO TOTAL?


NOME:

DATA: ____/____/____


ESCUTE A PARLENDAS DO MACACO, DISPONÍVEL EM: <http://gg.gg/macacofeira>.

MACACO FOI À FEIRA
NÃO SABIA O QUE COMPRAR
COMPROU UMA CADEIRA
PRA COMADRE SE SENTAR

A COMADRE SE SENTOU
A CADEIRA ESBORRACHOU
COITADA DA COMADRE
FOI PARAR NO CORREDOR





O QUE O MACACO COMPROU NA FEIRA?



COMPLETE O NOME DESSE OBJETO, PASSANDO O LÁPIS EM CIMA DAS LETRAS PONTILHADAS.

C	A	D	E	I	R	A
---	---	---	---	---	---	---

QUEM SENTOU NA CADEIRA?





NOME:


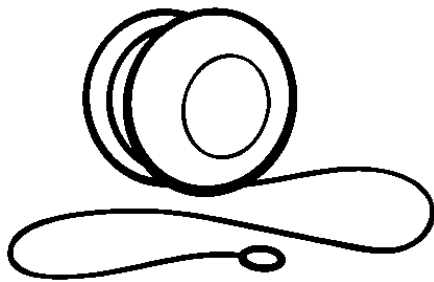
DATA: ___/___/___

PINTE AS FIGURAS QUE COMEÇAM COM AS LETRAS INDICADAS:

E



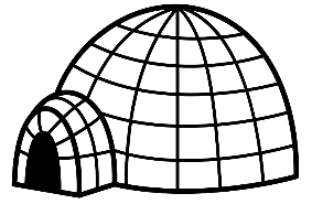
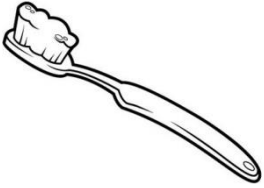
I



NOME:


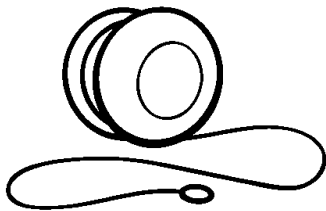
DATA: ___/___/___

LIGUE OS DESENHOS À LETRA INICIAL.



E

I



ESCREVA AS LETRAS DENTRO DOS RETÂNGULOS.

E



I




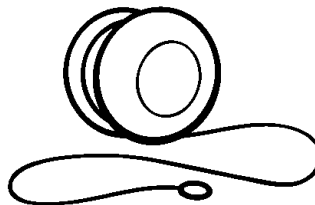

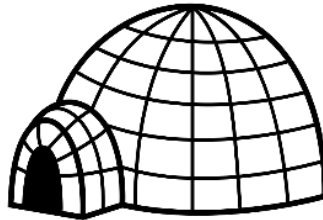
NOME:

DATA: ___/___/___

ESCREVA A LETRA INICIAL.

E


I



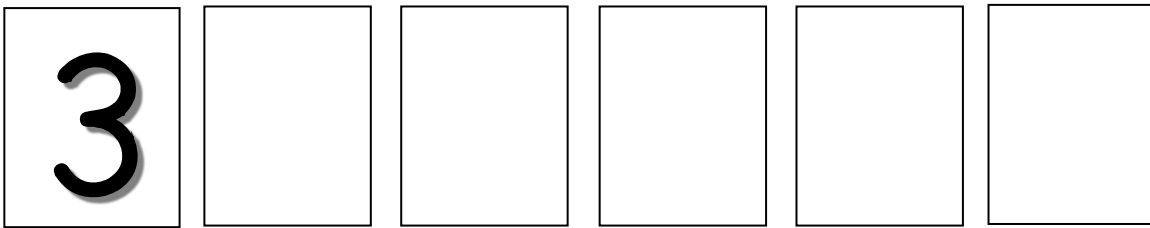
NOME: _____

DATA: ____/____/____

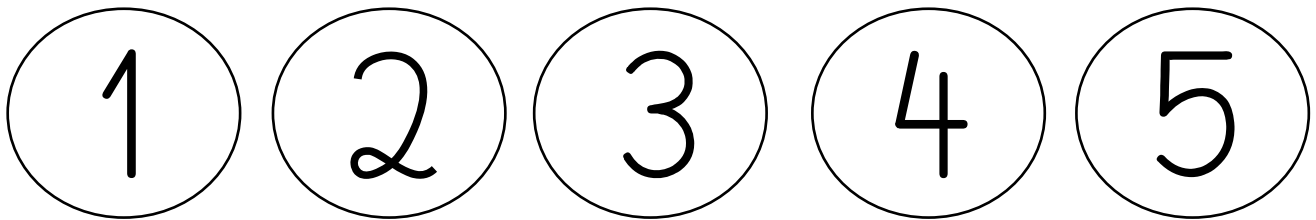
VEJA, HÁ TRÊS CADEIRAS. CUBRA O NÚMERO 3.




ESCREVA O NÚMERO 1 DENTRO DOS RETÂNGULOS.



PINTE O CÍRCULO QUE TEM O NÚMERO 3.



PINTE 3 CADEIRAS.



NOME:


DATA: ___/___/___

COM A AJUDA DE UM ADULTO, LEIA O VERSINHO:



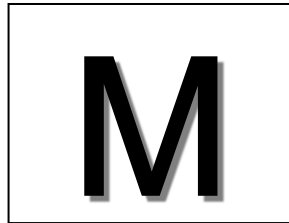

O MACACO

RUTH ROCHA


UM **MACACO** TÃO MALUCO
METE MEDO NO MATUTO
UM **MACACO** TÃO MANHOSO
METE MEDO NO MEDROSO.



PINTE A LETRA INICIAL DA PALAVRA MACACO?





CIRCULE AS FIGURAS QUE COMEÇAM COM ESSA LETRA.




NOME:

DATA: ____/____/____

CIRCULE A SOBRA DO MACAQUINHO QUE ESTÁ COM UM DEDO NA CABEÇA.



SIGA O TRAÇADO DA LETRA M.




AGORA É COM VOCÊ! ESCREVA A LETRA M DENTRO DOS RETÂNGULOS.

M					
---	--	--	--	--	--

NOME:

DATA: ___/___/___

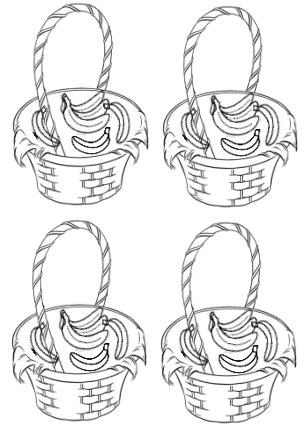
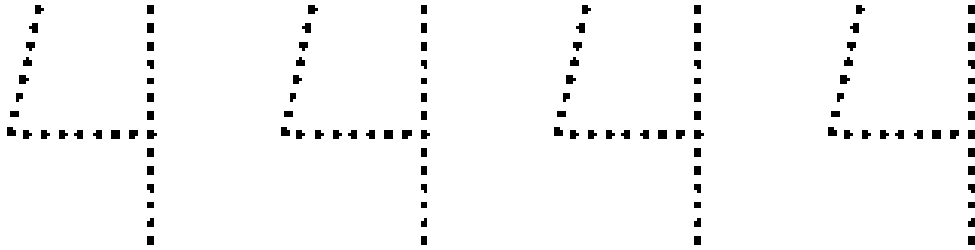
PINTE O MACACO TRAVESSO SEGUINDO A LEGENDA:



NOME:

DATA: ___/___/___

VEJA, HÁ QUATRO CESTAS COM BANANAS. CUBRA O NÚMERO 4.



ESCREVA O NÚMERO 1 DENTRO DOS RETÂNGULOS.


4					
---	--	--	--	--	--



PINTE O CÍRCULO QUE TEM O NÚMERO 4.



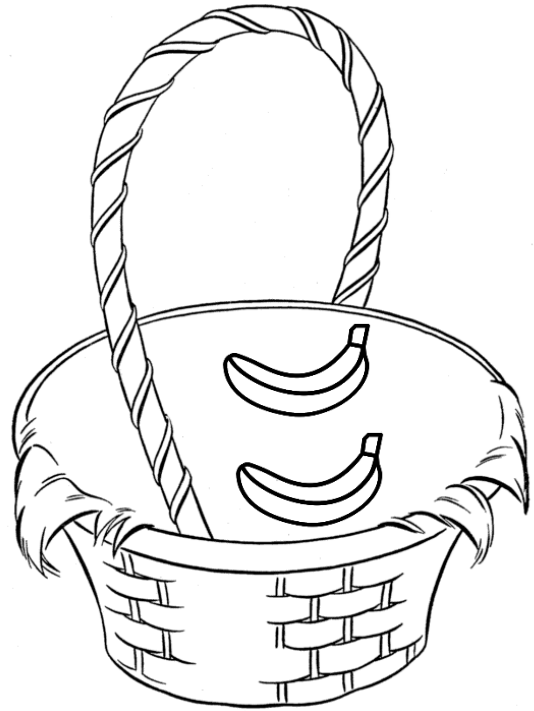
PINTE 4 CESTAS.






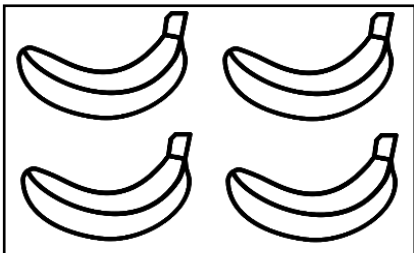
NOME:

DATA: ___/___/___

PINTE A CESTA QUE TEM MAIS BANANAS.




QUANTAS BANANAS TEM CADA CONJUNTO?






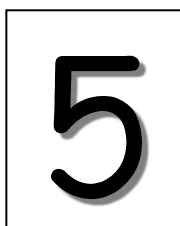
NOME:

DATA: ___/___/___




CINCO MACAQUINHOS ESTÃO PULANDO NA CAMA. CUBRA O NÚMERO 5.




ESCREVA O NÚMERO 1 DENTRO DOS RETÂNGULOS.



PINTE O CÍRCULO QUE TEM O NÚMERO 5.




PINTE 5 MACAQUINHOS.




NOME:

DATA: ____/____/____


CONTE A QUANTIDADE DE MACAQUINHOS E LIGUE AO NUMERAL CORRESPONDENTE.




1




2



3



4



5

NOME:

DATA: ____/____/____

CONTE E ESCREVA A QUANTIDADE DE MACACOS DE CADA CONJUNTO.

0







1

2

3

4

5



AJUDE O MACACO A CHEGAR ATÉ A BANANA COMPLETANDO O CAMINHO.

